

TL-EX-FH-0105-Series Explosion-proof Switch Button

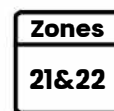
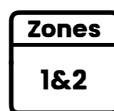

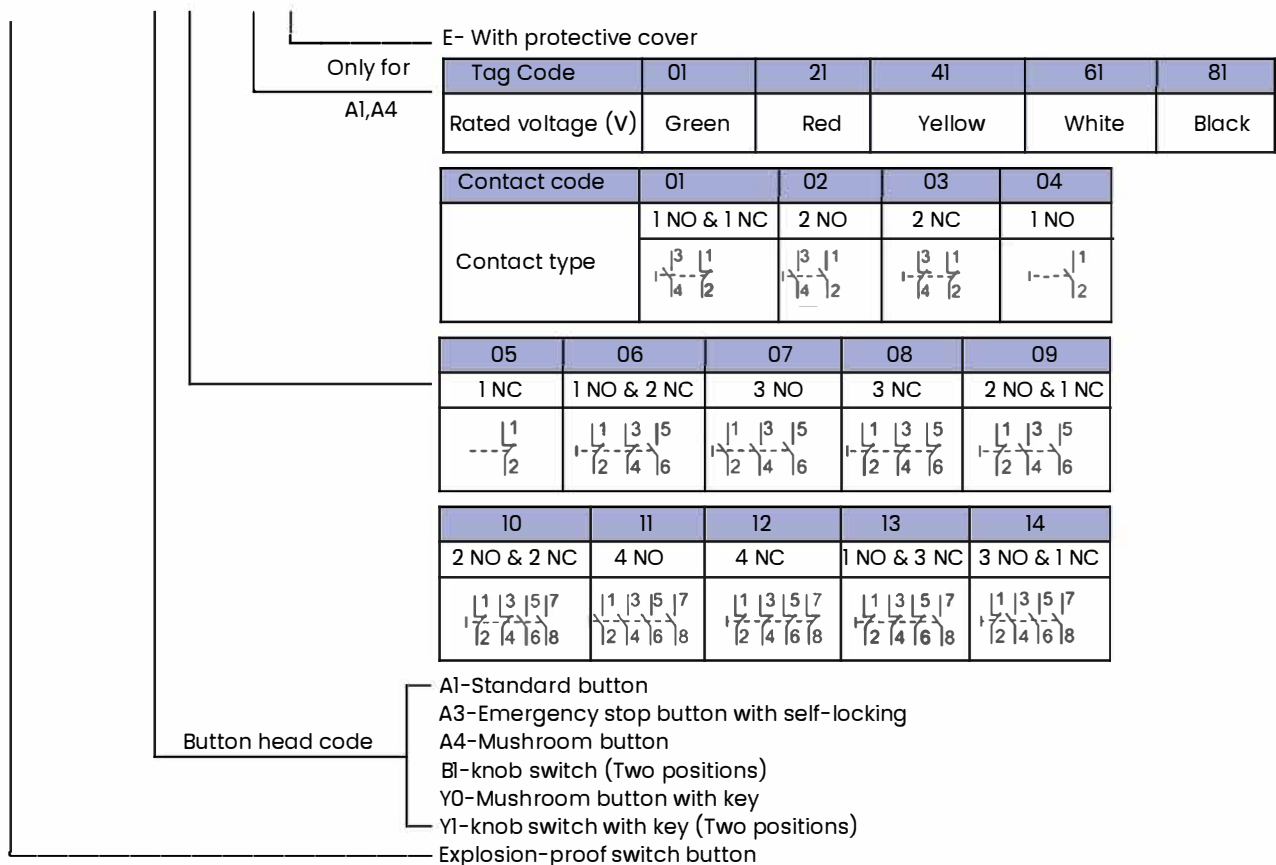
1 Application and Features

- Explosion protection ATEX
- Application in hazardous area Zone 1 and Zone 2 Zone 21 and Zone 22
- 6 operating modes:
 - standard button, emergency stop button with self-locking, mushroom button, knob switch, mushroom button with lock-key, knob switch with key.
- The contact module has a wiping action, has a self-cleaning function of the contact.
- Can add 3-6 sets of modules according to user requirements.
- The contact module and the button head is buckle structure, which is convenient to disassemble and assemble.
- The contact module is able to adjust the angle after assembled, make wiring easy and beautiful.
- Protective cover for emergency stop button (rotate to reset) is optional.
- Product shall be used with flame-proof box.



2 Nomenclature

TL-EX-FH-0105- □ □ / □ □

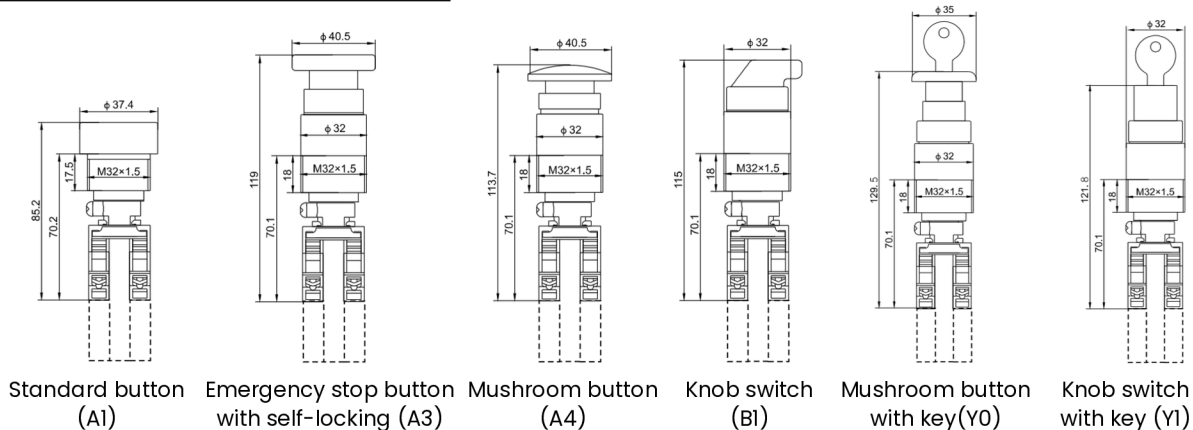


TL-EX-FH-0105-Series Explosion-proof Switch Button




3 Technical Parameter

Ex marking	Gas	⊕ II 2 G Ex db IIC Gb	Ex db IIC Gb
	Dust	⊕ II 2 D Ex db IIIC Db	Ex db IIIC Db
Conformity to standards	IEC 60079-0, IEC 60079-1, IEC 60079-31 EN 60079-0, EN 60079-1, EN 60079-31		
Enclosure materials	Aluminum alloy		
Rated voltage/current	AC-15: 120V/8A, 1A, 230V/6A, 400V/4A, 690V/2A		
	DC-13: 24V5A, 125V/1.1A, 250V/0.55A		
Rated value	Ui=690V, Ith=10A		
Degree of protection	IP66 (terminal IP20)		
Assembled thread	Flame-proof thread M32x1.5		
Service temperature	-40°C ~+100°C		
Applicable wire diameter of terminal	0.5~2.5mm ²		
Types	Standard button (A1)	With spring, auto-reset	
	Emergency stop button with self-locking (A3)	Press to lock, rotate to reset	
	Mushroom button (A4)	Mushroom head type, With spring, auto-reset	
	Knob switch (B1)	Two position, 90° rotated angle	
	Mushroom button with key (Y0)	Press to lock, rotate the key to reset	
	Knob switch with key (Y1)	Two position, 90° rotated angle	

4 Outline and Installation Dimension (Dimensions in mm)



5 Accessories list

Item	Picture	Material	Size (mm)	Purchase code	Weight (kg)
LHLS-02-18 HL0201-A1 Safety locker		Polycarbonate (PC)	54x56	1.07.291.00018	0.032
LHLS-02-13 HL0201-A3 Safety cover		Nylon (PA66)	48x48	1.07.291.00013	0.014
LHLS-02-14 HL0201-A3 Safety locker		Nylon (PA66)	48x48	1.07.291.00014	0.028