

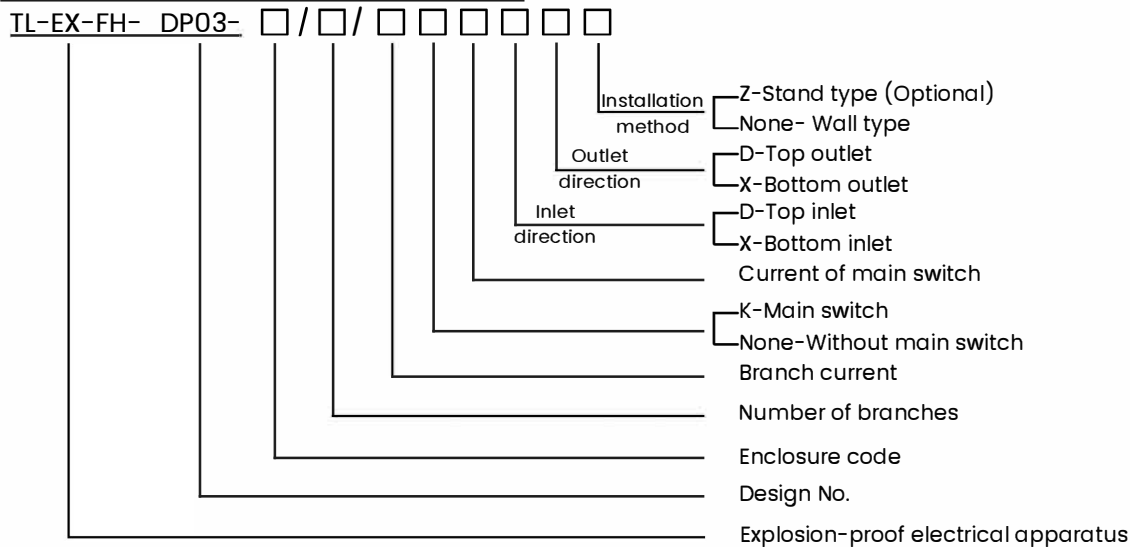
TL-EX-FH-DP03-Series Explosion-proof Electrical Apparatus

1 Application and Features

- Explosion protection ATEX
- Application in hazardous area Zone 1 & 2, Zone 21 & 22
- Three types of explosion protection: Ex db IIB, Ex db IIB+H2, Ex tb IIC
- The enclosure can be equipped with miniature circuit breakers (MCB) or molded case circuit breakers (MCCB), leakage circuit breakers, contactors, thermal relays, PLCs, control transformers, soft starters, control buttons, indicator lights, push switches, potentiometers, Voltmeter, ammeter, tachometer, terminal block, etc.
- The enclosure with hinges and handle, convenient for installation and maintenance.
- Protect the flame-proof surface when operating.
- The circuit breaker using metal handle with frozen-resistant and can be equipped with a padlock,
- The enclosures can be combined and installed to meet the various requirements of power distribution systems.
- Can be customized according to user requirements, meet the certificate use restrictions. The number of elements and the maximum number of holes size needs to meet the requirements of power dissipation and mechanical strength of the housing. Please specify the special requirements when ordering.

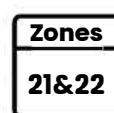
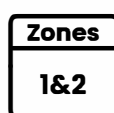

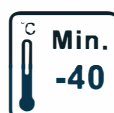


2 Nomenclature



Note:

1. Please select the model according to the "Nomenclature" above, and specify all the technical parameters;
2. Please provide the electrical schematic diagram;
3. Please specify the number, specification and position of the cable entry holes, and ex-proof cable glands provided by user;
4. The rain shade is customizable by requirements.



TL-EX-FH-DP03-Series Explosion-proof Electrical Apparatus

3 Technical Parameter

Ex marking	Gas	⊕ II2 G Ex db IIB T6/T5/T4 Gb	Ex db IIB T6/T5/T4 Gb
		⊕ II2 G Ex db [ia/ib] IIB T6/T5/T4 Gb	Ex db [ia/ib] IIB T6/T5/T4 Gb
		⊕ II2 G Ex db IIB+H2 T6/T5/T4 Gb	Ex db IIB+H2 T6/T5/T4 Gb
		⊕ II2 G Ex db [ia/ib] IIB+H2 T6/T5/T4 Gb	Ex db [ia/ib] IIB+H2 T6/T5/T4 Gb
	Dust	⊕ II2 D Ex tb IIIC T80/T95/T130°C Db	Ex tb IIIC T80/T95/T130°C Db
Conformity to standards		IEC 60079-0, IEC 60079-1, IEC 60079-11, IEC 60079-31 EN 60079-0, EN60079-1, EN60079-11, EN60079-31	
Enclosure material	Enclosure	Aluminum alloy enclosure, powder coated, Industrial grey with dark lines texture (RAL7035)	
	Transparent part	Tempered glass, resistant to 4J impact	
	Rain shade	Bended steel plate surface powder coated, industrial grey with dark lines texture (RAL7035) or stainless steel 304/316, please note when needed	
Exposed fasteners		Stainless steel	
Components	Power circuit breaker	Miniature circuit breaker (MCB) or molded case circuit breaker (MCCB) and leakage circuit breaker	
	Branch switch	Miniature circuit breaker (MCB) or molded case circuit breaker (MCCB) and leakage circuit breaker	
	Terminal block	World famous brand	
	Indicator	Red, green, yellow, blue, white	
	Button	Red, green, yellow, blue, white	
	Control switch		
	AC contactor	World famous brand	
	Thermal relay	World famous brand	
	PLC programmer	World famous brand	
Soft starter	World famous brand		
Rated voltage		Maximum 1000V AC, 1500V DC	
Rated current		Maximum 1200A	
Frequency		50Hz/60Hz	
Degree of protection		IP66	
Ambient temperature		-20°C~+40/60°, -40°C~+40/60°C	
Cable entry		M□X1.5(default, exact size according to requirement) , NPT thread (optional)	
Inlet direction		Bottom in and bottom out, upon request	
Installation method		Wall type (default)	
		Stand type (optional)	

4 Selection Table

Type	Enclosure size	Internal size	Maximum power dissipation (Ta: +40°C)			Maximum power dissipation (Ta: +60°C)		Weight of Empty enclosure
	LxWxH	LxWxH	T6/T80°C	T5/T95°C	T4/T130°C	T6/T80°C	T5/T95°C	
TL-EX-FH-DP03-03	282X210X170	216X144X126	45W	110W	110W	45W	72W	9.0kg
TL-EX-FH-DP03-07	350X210X170	282X142X123	45W	80W	139W	45W	80W	11.5kg
TL-EX-FH-DP03-08	350X300X235	278X228X189	45W	80W	139W	45W	80W	16.6kg
TL-EX-FH-DP03-11	433X350X280	361X278X225	100W	288W	288W	100W	162W	26kg
TL-EX-FH-DP03-15	563X433X280	488X358X197	130W	365W	365W	130W	225W	48kg
TL-EX-FH-DP03-19	720X563X280	630X473X182	200W	448W	448W	200W	380W	85kg
TL-EX-FH-DP03-21	720X563X350	626X469X257	210W	690W	690W	210W	400W	95kg

TL-EX-FH-DP03-Series Explosion-proof Electrical Apparatus

5 Outline and Installation Dimension (Dimensions in mm)

