

TL-EX-FH-DP05-Series Explosion-proof Electrical Apparatus (Circuit Breaker)

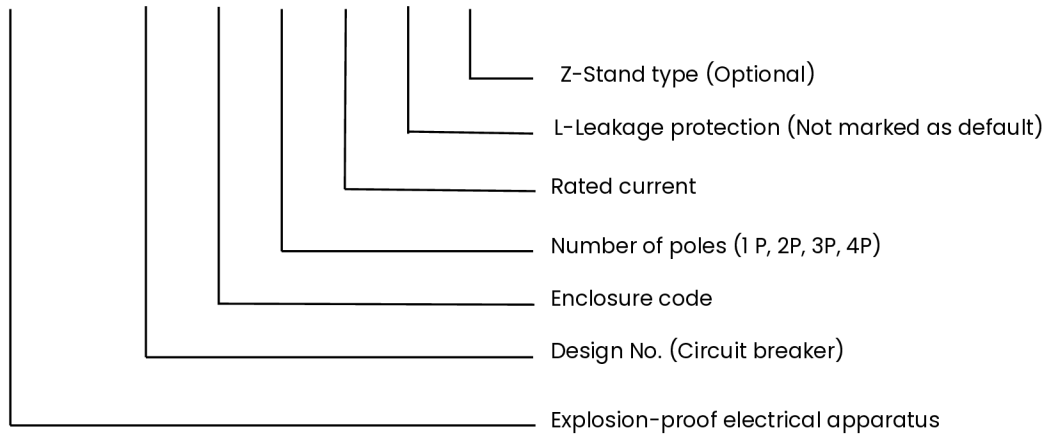
1 Application and Features

- Explosion protection ATEX
- Application in hazardous area Zone 1 and Zone 2, Zone 21 and Zone 22
- Three types of explosion protection: Ex db IIB, Ex db IIB+H2, Ex tb IIIC.
- The enclosure can be equipped with miniature circuit breakers (MCB) or molded case circuit breakers (MCCB), leakage circuit breakers.
- leakage protection accessories, shunt tripping device, and other protection devices are optional.
- The enclosure with hinges and handle, convenient for installation and maintenance. Protect the flame-proof surface when operating.
- The circuit breaker using metal handle with frozen-resistant and can be equipped with a padlock.



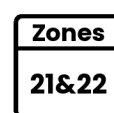
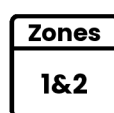

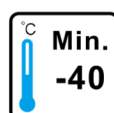
2 Nomenclature

TL-EX-FH- DP05- □ / □ □ □ □



Note:

1. Please select the model according to the "Nomenclature" above, and specify all the technical parameters;
2. Please specify the number, specification and position of the cable entry holes, and cable entry device provided by user;
3. The rain shade is customizable by requirements.



TL-EX-FH-DP05-Series Explosion-proof Electrical Apparatus (Circuit Breaker)

3 Technical Parameter

Ex marking	Gas	⊕ II 2 G Ex db IIB T6/T5/T4 Gb	Ex db IIB T6/T5/T4 Gb										
		⊕ II 2 G Ex db IIB+H2 T6/T5/T4 Gb	Ex db IIB+H2 T6/T5/T4 Gb										
	Dust	⊕ II 2 D Ex tb IIIC T80/T95/T130°C Db	Ex tb IIIC T80/T95/T130°C Db										
Conformity to standards		IEC 60079-0, IEC 60079-1, IEC 60079-31 EN 60079-0, EN 60079-1, EN 60079-31											
Enclosure material	Enclosure	Aluminum alloy enclosure, powder coated, Industrial grey with dark lines texture (RAL7035)											
	Rain shade	Bended steel plate surface powder coated, Industrial grey with dark lines texture (RAL7035) or stainless steel 304/316, please note when needed.											
Exposed fasteners		Stainless steel											
Components	Circuit breaker	Miniature circuit breaker (MCB) or molded case circuit breaker (MCCB) and leakage circuit breaker											
	Indicator light	Red, green, yellow, blue, white, according to requirement add more											
Rated voltage		Maximum 1000V AC, 1500V DC											
Rated current		Maximum 630A											
Frequency		50Hz/60Hz											
Degree of protection		IP66											
Ambient temperature		-20°C~+40/60°C, -40°C ~+40/60°C											
Cable entry		M□ x 1.5(default, exact size according to requirement) , NPT thread (optional)											
Inlet direction		Bottom in and bottom out											
Installation method		Wall type (default) Stand type (optional)											
Maximum dissipation power	Enclosure Size	Type	Ta:+40°C						Ta:+60°C				
			T6/T80°C		T5/T95°C		T4/T130°C		T6/T80°C		T5/T95°C		The weight of Empty enclosure
Power	Current	Power	Current	Power	Current	Power	Current	Power	Current	Power	Current		
	282X210X170	03	45W	≤63A	110W	--	110W	--	45W	≤63A	72 W	--	9.0kg
	350X210X170	07	45W	63A~100A	80W	--	139W	--	45W	63A~100A	80W	--	11.5kg
	350X300X235	08	45W	63A~100A	80W	--	139W	--	45W	63A~100A	80W	--	16.6kg
	433X350X280	11	100W	100A~250A	288W	--	288W	--	100W	100A~250A	162W	--	26kg
	563X433X280	15	130W	250A~400A	365W	--	365W	--	130W	250A~400A	225W	--	48kg
	720X563X280	19	200W	--	448W	400A~630A	448W	--	200W	--	380W	--	85kg
	720X563X350	21	210W	--	690W	--	690W	400A~630A	210W	--	400W	--	95kg

4 Outline and Installation Dimension (Dimensions in mm)

